


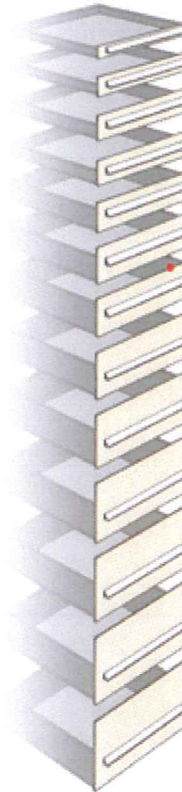
### 3. CHOOSE YOUR DRAWERS:

THE DRAWER CAPACITY IS 400 LBS EACH

The drawer model numbers add up to the housing model number, for example:



- Model 20
- Model 25
- Model 30
- Model 35
- Model 40
- Model 45
- Model 50
- Model 55
- Model 60
- Model 65
- Model 70
- Model 75
- Model 80
- Model 85
- Model 90
- Model 95
- Model 100
- Model 105
- Model 110
- Model 115
- Model 120
- Model 125
- Model 130
- Model 135
- Model 140
- Model 145
- Model 150



STANDARD (STD)	USABLE HEIGHT "C"
20	2-1/4"
25	3"
30	3-7/8"
35	4-5/8"
40	5-3/8"
45	6-1/4"
50	7"
55	7-3/4"
60	8-1/2"
65	9-3/8"
70	10-1/8"
75	10-7/8"
80	11-3/4"
85	12-1/2"
90	13-1/4"
95	14-1/4"
100	14-7/8"
105	15-5/8"
110	16-3/8"
115	17-1/4"
120V	18-1/8"
125	18-7/8"
130	19-5/8"
135	20-3/8"
140	21-1/8"
145	21-7/8"
150	22-3/4"

Now you have configured your cabinet.  
For drawer interiors or accessories go to page 34. For further assistance please contact your local Territory Sales Manager or visit us on the web at [STANLEYVidmar.com](http://STANLEYVidmar.com)

Cordially,

**Dave Hildebrand**  
**Hildebrand Machinery Co**  
 2023 Black Bridge Road  
 York, PA 17402  
 Ph. 717-846-2600 Fax 717-845-9497  
 Cell Ph. 717-324-8359  
 Email: [dave@hildebrandmachinery.com](mailto:dave@hildebrandmachinery.com)  
<http://www.hildebrandmachinery.com> OR [www.7178462600.com](http://www.7178462600.com)


A

# Dave Hildebrand

**From:** Dave Hildebrand  
**Sent:** Sunday, August 4, 2019 8:58 AM  
**To:** Dave Hildebrand  
**Subject:** vidmar

## 1. SELECT HOUSING FOOTPRINT:

For example: ST = 30" W x 27-3/4" D



## 2. SELECT HOUSING HEIGHT:

For example: 0340 = 59" H

The complete housing model number is ST0340

